


Interactive Vocabulary

Basic Body Parts - Functions




To assemble:


Option 1: Print 1 book for each student so that he or she may take it home for review and carryover.

Option 2: Create a re-usable book. First, print and laminate each page - making two copies of the last slide. Next, cut each page (except the last page) directly in half, and bind the pages along the left side. Also cut the 6 photo squares one the duplicate last slide. Then, place the rough side of Velcro (circles work best) in each square on the content slides. Last, place the fuzzy side of the Velcro on the photo squares and attach them to their matching square on the final slide.


Parts of my Body



Created by: GiaAdornettoSLP



I see with my




eyes

.

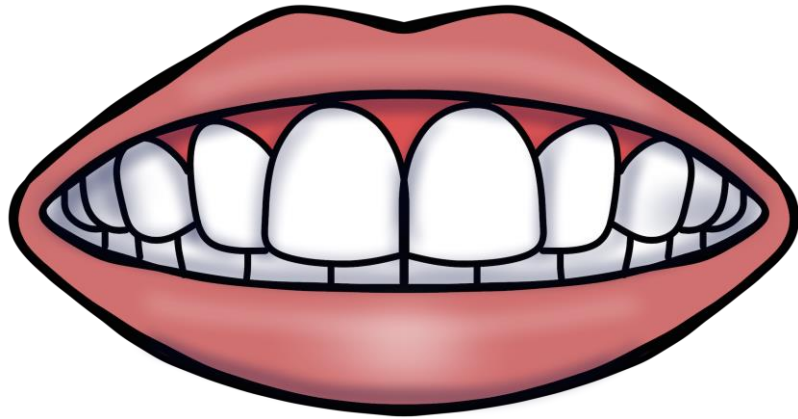
Created by: GiaAdornettoSLP



I hear with my .
ears



I smell with my .
nose




I eat with my .
mouth


Created by: GiaAdornettoSLP

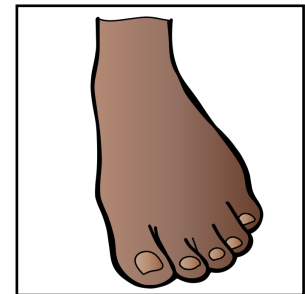
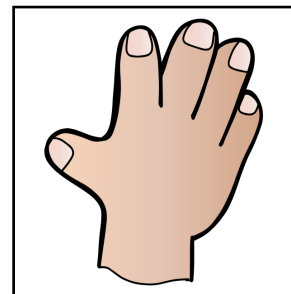
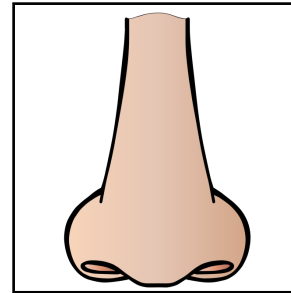
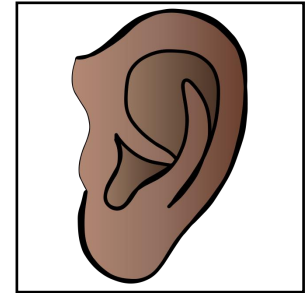
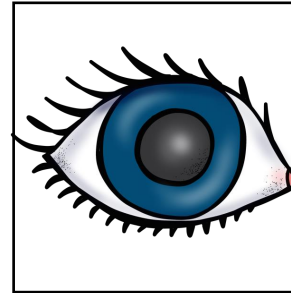


I touch with my .
hands

Created by: GiaAdornettoSLP



I walk with my  .
feet



Thank you for your purchase!



Terms of use:

- Permission to copy for single classroom use only. Electronic distribution limited to single classroom use only. To use in multiple classrooms, please purchase additional licenses. This means one SLP or one teacher may use this set as many times as needed, but may not email or make copies for a different SLP or teacher.
- Please refer SLPs, teachers, or parents to purchase their own copy!
- You may not claim any part of this document as your own.
- You may not post any part of this document online or on a shared server.
- If you want to share this resource on a blog, Pinterest, or other social media site, please use the cover image and link directly to the product.

Gia Adornetto Speech and Language Therapy, LLC

Graphics by:

